

European Middle Ages



This material is free to be copied and reproduced as needed in a home setting. It may not be printed and shared or sold, nor can you share or sell the digital files.

If you would like to use this resource for a co-op or a multi-class situation, please send an e-mail to: laura@tickettolearning.com

European Middle Ages



A Unit Study Guide By: Laura Byrd

A Ticket to the Past Unit Study
By Ticket to Learning

Middle Ages

Some things I know

Questions I have and things I want to learn about

Middle Ages

Books to Read

Videos to Watch

Projects to Make/Do


Falconry in the Middle Ages

Watch a YouTube video and draw and color a falcon. Use your favorite paper and art supplies.

Use the word bank below to label the parts of the falcon on the next page. Visit <http://bit.ly/falconparts> if you need help



Scan the QR Code or visit: <http://bit.ly/drawhawk>



Wing

Mandible

Talons

Crop

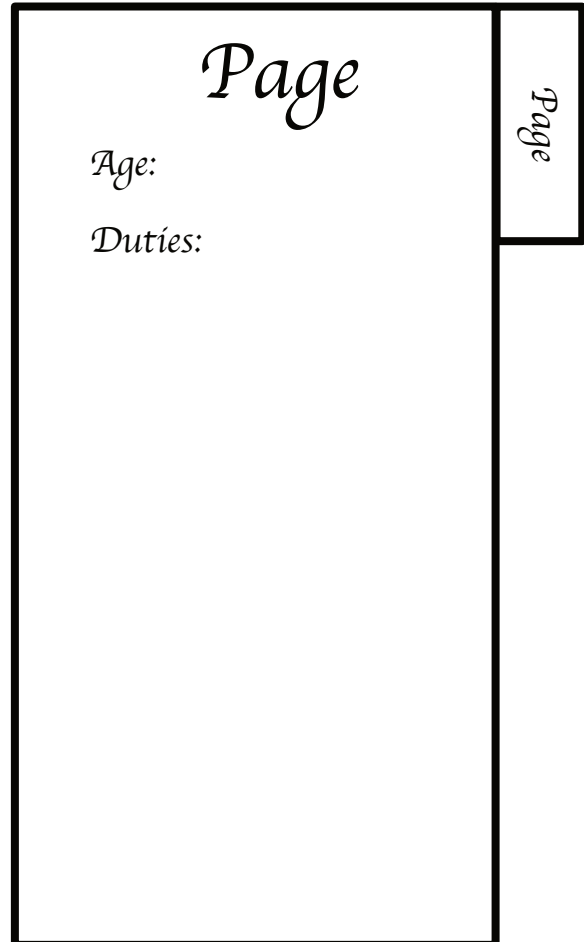
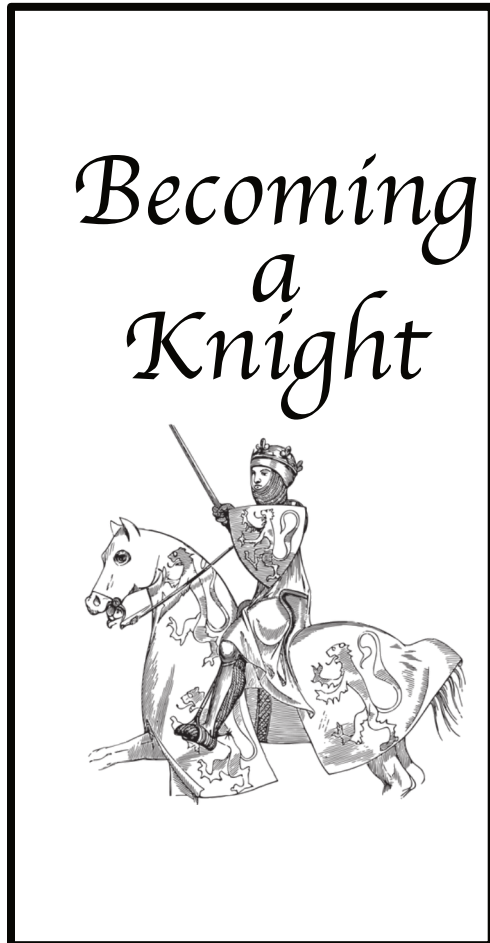
Tail

Breast

Nape



Becoming a Knight



Directions: Cut out pieces (be sure not to cut the tabs off). Stack together with tabs in order and cover on top. Staple together on the left side.

Knight

Knight

Duties:

Dubbing

*Dubbing
Ceremony*

Age:

What Happens:


Squire

Squire

Age:

Duties:

Rules of Knighthood



1. To fear God and maintain His Church

2. To serve the liege lord in valour and faith

3. To protect the weak and defenceless

4. To give succour to widows and orphans

5. To refrain from the wanton giving of offence

6. To live by honour and for glory

7. To despise pecuniary reward

8. To fight for the welfare of all

9. To obey those placed in authority

10. To guard the honour of fellow knights

11. To eschew unfairness, meanness and deceit

12. To keep faith

13. At all times to speak the truth


14. To persevere to the end in any enterprise begun

15. To respect the honour of women

16. Never to refuse a challenge from an equal

17. Never to turn the back upon a foe

Vikings



Pick one topic to learn about.

Viking Armor

Viking Longships

Viking Longhouses

Rune Stones


Leif the Lucky and Eric the Red




I watched: _____

I learned: _____

Draw something from the video.



Vikings



Pick one topic to learn about.


Leif the Lucky and Eric the Red	Viking Armor	Rune Stones	Viking Longships
Viking Longhouses			



I read: _____

I learned: _____

Draw a picture of something you read.



Medieval Armor

Look at books about medieval armor, watch YouTube videos, or check out this helpful page on the Medieval Lifestyle website: <http://bit.ly/partsofarmor>, then label the parts of this knight's armor.

Cut around each description block, leaving the blank side attached at the fold line. Fold in half and write the name of the armor part on the front of the folded paper. Glue it to the correct spot on the suit of armor on page ____.

Use the word bank below to help you out.

BONUS: Watch the video below to see how medieval armor works.

Comb
Visor
Breastplate
Gauntlet
Cuisse
Sabaton
Sword
Poleyn
Chain Mail
Pauldron
Couter



Scan the QR code or
visit: <http://bit.ly/howarmorworks>




	Knee guards
	Strengthens the helmet's structure
	Protects the face
	Protects upper chest
	Protects the hands
	Protects the thighs
	Articulated foot armor
	Weapon
	Flexible protection of metal chains

Cut around the outline of each double rectangle. Do not cut the middle line. Fold on that line. Glue the flap to the correct spot on the next page and write the name of the armor on the front.

Elbow guards	Protects the shoulder

Suit of Armor



Cut out the descriptions and glue them in the correct place on the pyramid.

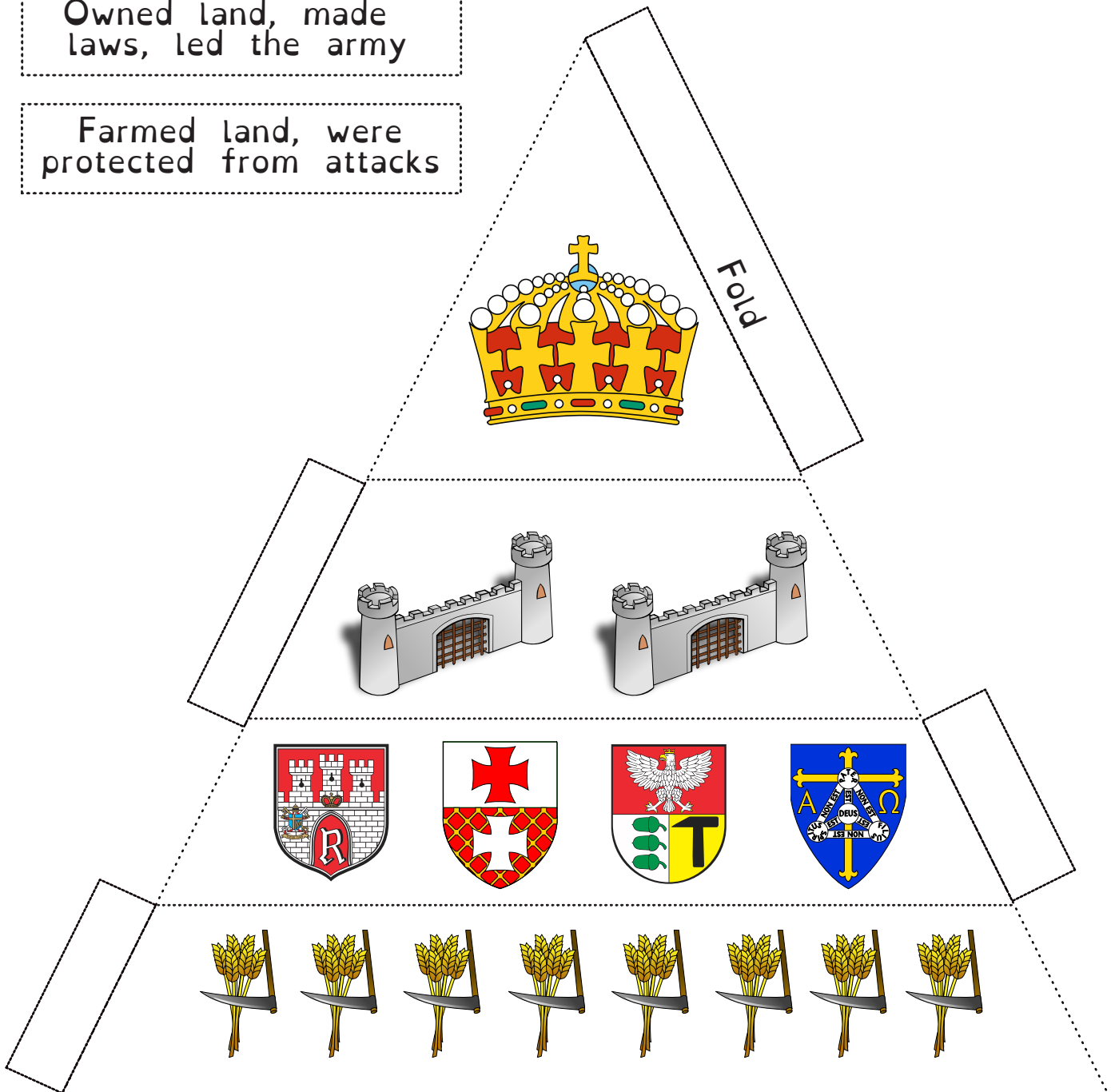
Cut out each section of the pyramid. Fold the flaps on the line. Glue on the pyramid so the flaps open up.

Received land, provided military service

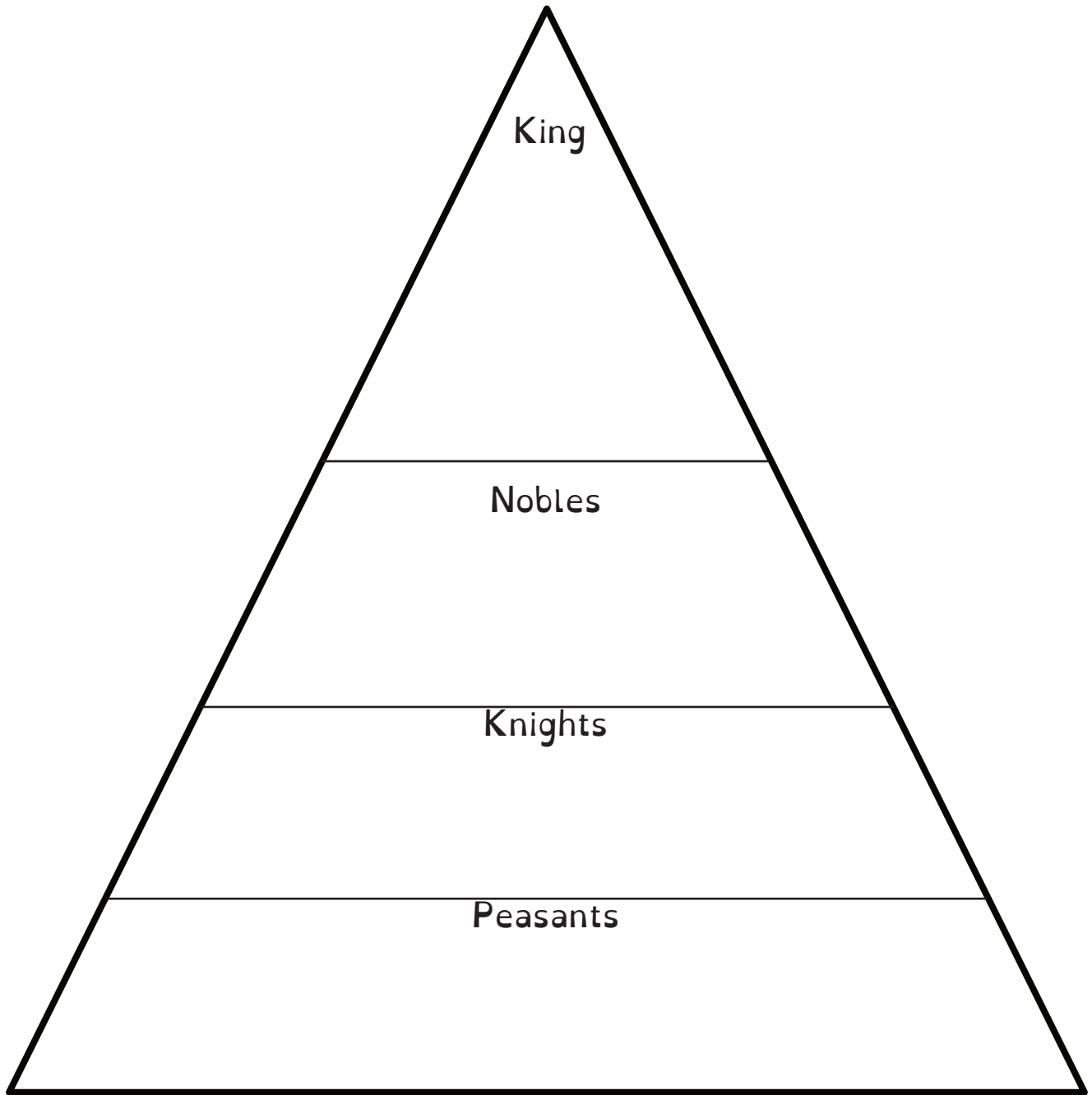
Owned land, made laws, led the army

Farmed land, were protected from attacks

Received land, provided army and protection

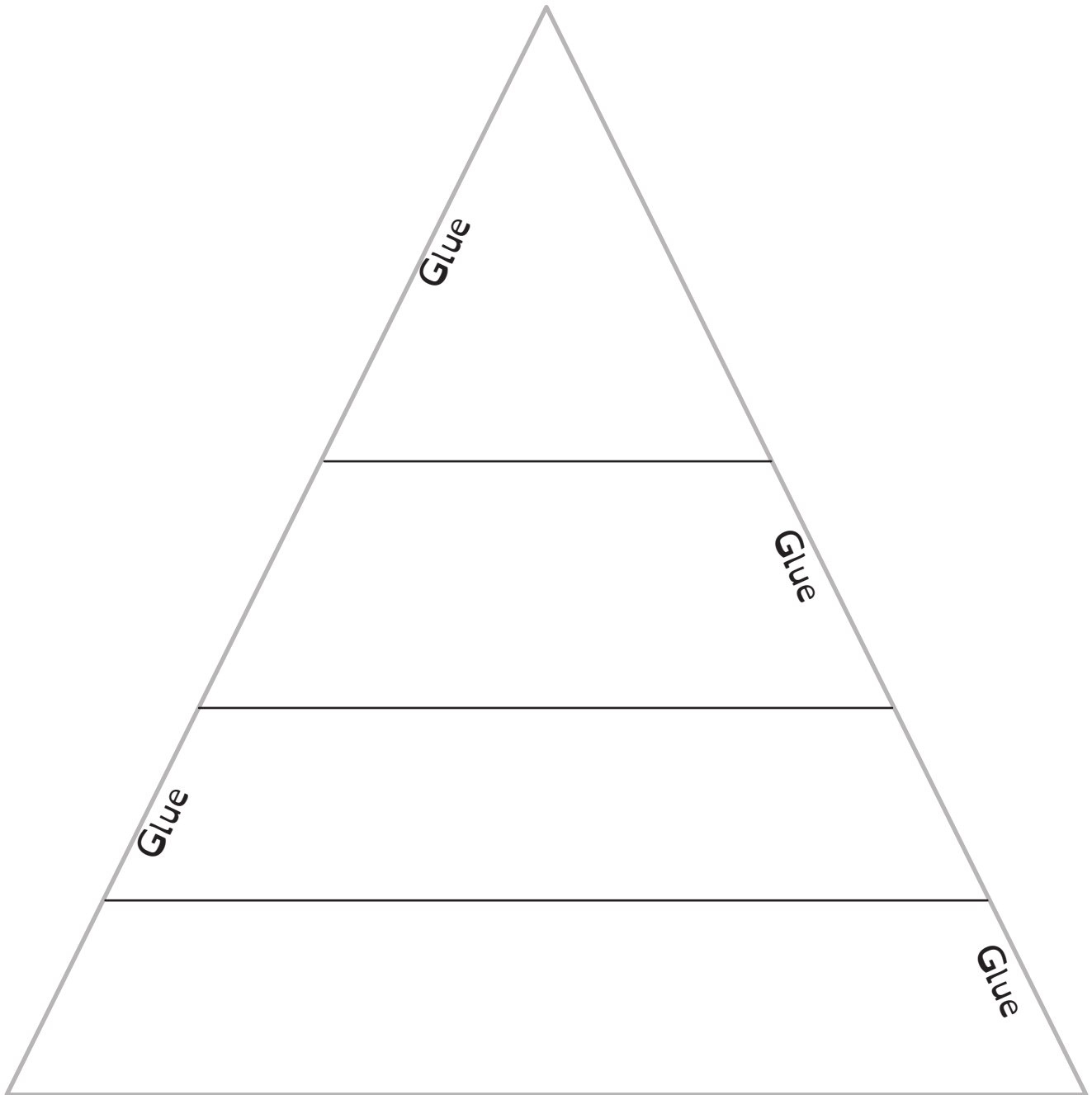


The Feudal System



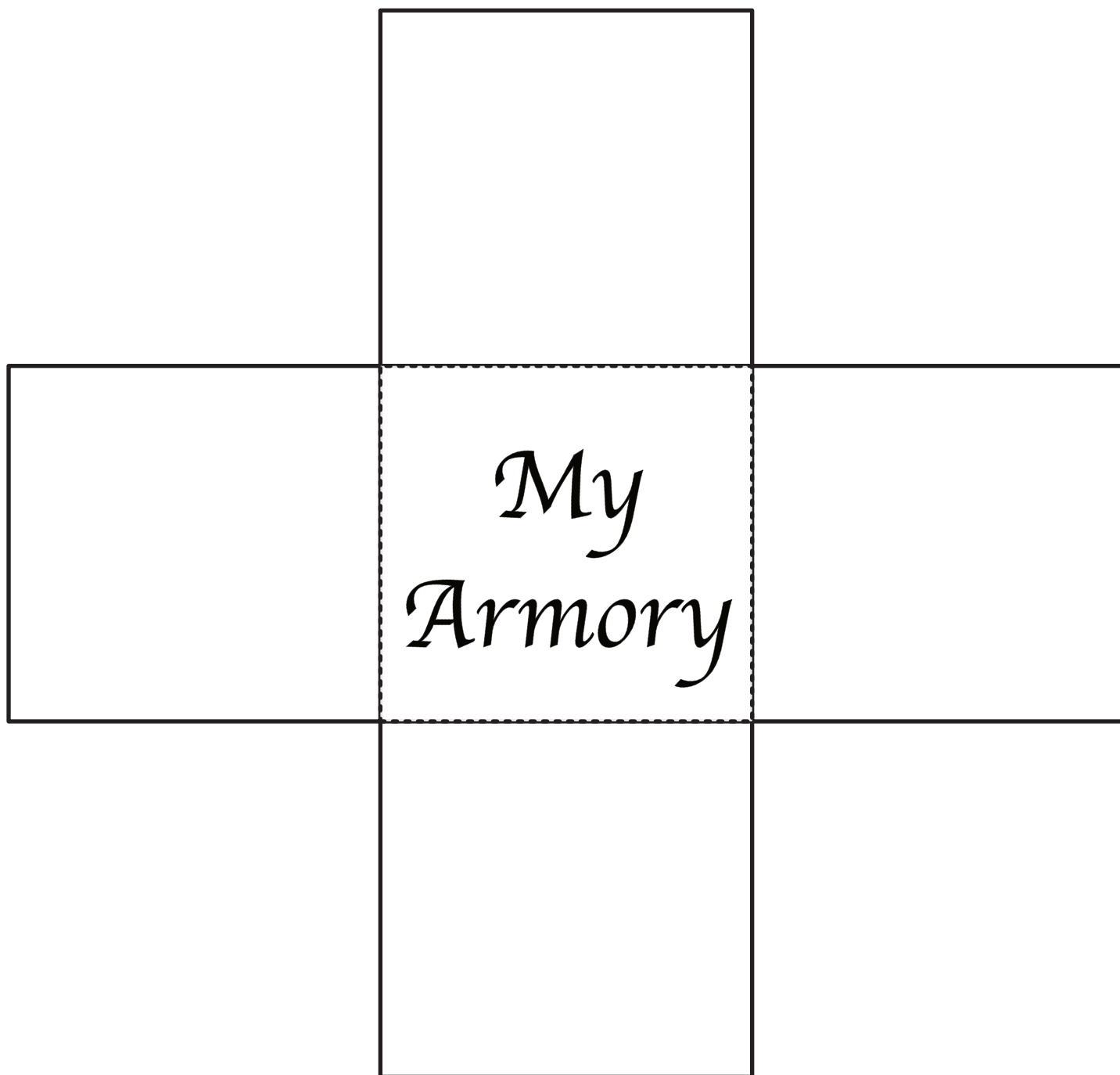
(Front)

The Feudal System



(Back)

Build Your Armory





Crossbow



Broadsword



Pole Axe



Catapult



Battle Axe



Dagger



Mace



Shield

Double edged
weapon used for
cutting and
slashing

Most well-known

Used for
stabbing in hand-
to-hand combat.

Useful for
getting through
cracks in an
enemy's armor.

Mostly used for
protection, but
could become a
useful blunt
force weapon if
needed.

Could pierce
through armor at
long distances
with great
accuracy

Close range
blunt weapon
that could cause
great damage
when used with
force

Large axe used
in close hand-to-
hand combat

Siege weapon
used for
launching large
items over castle
walls

Long-handled
weapon that
allowed fierce
blows from a
distance when
fighting on foot

Design a Medieval Castle

After learning a little about castles you can create your very own. Be sure to include the most important parts.

You can model your castle after a real medieval structure, or design your own. You can use whatever medium you want to make your castle, but here are some ideas.

- Blue Print
- Sketch
- Clay Model
- Painting
- Popsicle Sticks
- Sugar Cubes
- Sand Dough
- Cut out Construction Paper

Can you Find these parts on the castle on the next page?

Moat

Keep


Bailey

Arrow Loops

Turret

Battlements





People of the Castle


Castles were big and required many people to keep them running. The size of the castle would determine the size of the staff and the amount of people living there, but there are some common roles that were filled in most castles.

Use the following frames to draw (or print pictures from online) to add to the picture frames. You can use the full pages or cut out only the frames you want to use. There are also blank frames for you to fill in other castle roles as well.

Resources that may help you:


<https://www.english-heritage.org.uk/castles/life-in-a-castle/>

<https://www.worldhistory.org/article/1234/the-household-staff-in-an-english-medieval-castle/>





Lord

Lady




Knight







Soldier

Steward




Chamberlain







Cook



Jester



Gong-Farmer







Everyday Pottage

Pottage was an everyday meal for villagers in the middle ages, but what was pottage? Basically, it was anything - usually a stew - that was cooked in a pot. This could include vegetables from the garden and possibly some meat, grains, or legumes. It would be served with a nice, hearty bread like rye with cheese or butter.

Pottage wasn't made using a recipe. It was more a jumble of what was available. Below is a list of some ingredients that may have been included. Choose the ones you would like to use and make yourself some yummy pottage.*

- Butter
- Onions
- Leeks
- Carrots
- Parsnips
- Cabbage
- Split Peas
- Garlic
- Celery
- Beans
- Barley
- Mushrooms
- Fresh Herbs
- Fish

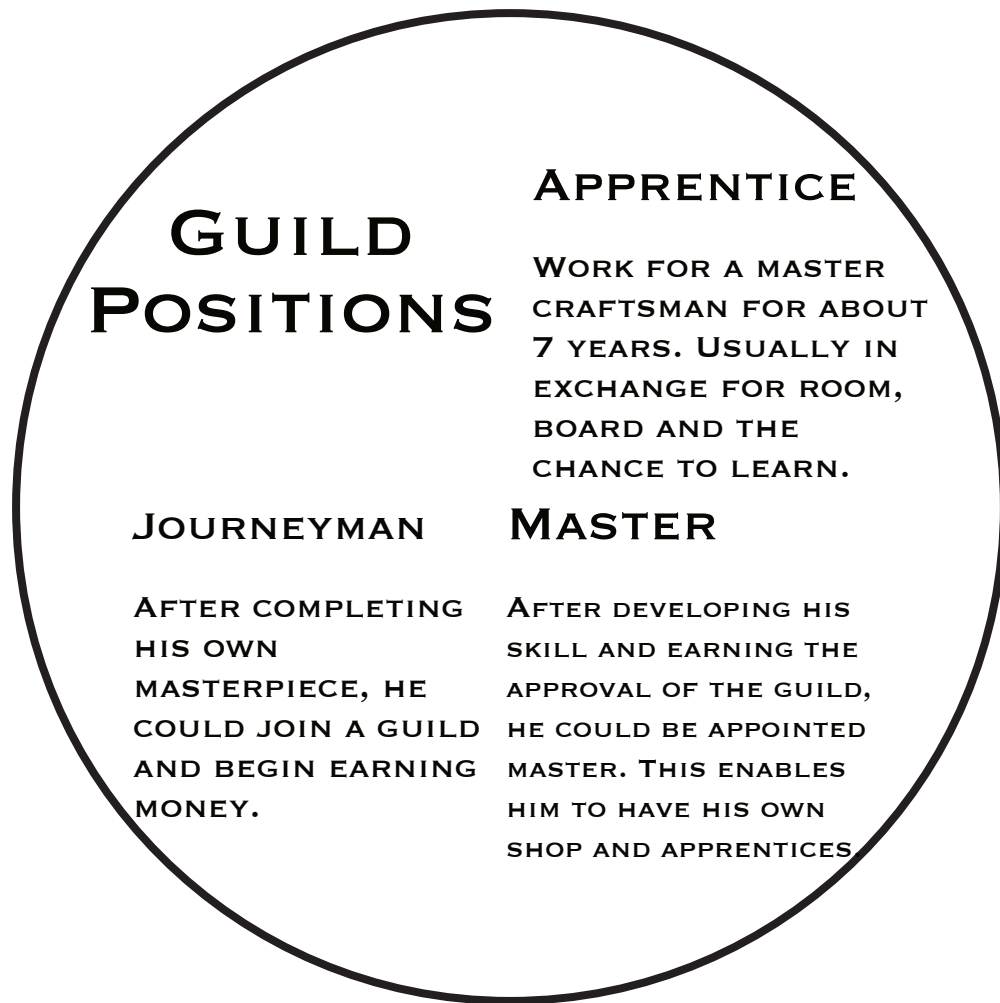


Check out this list of 25 things that were commonly grown in Medieval gardens:
<https://bit.ly/potagergarden>

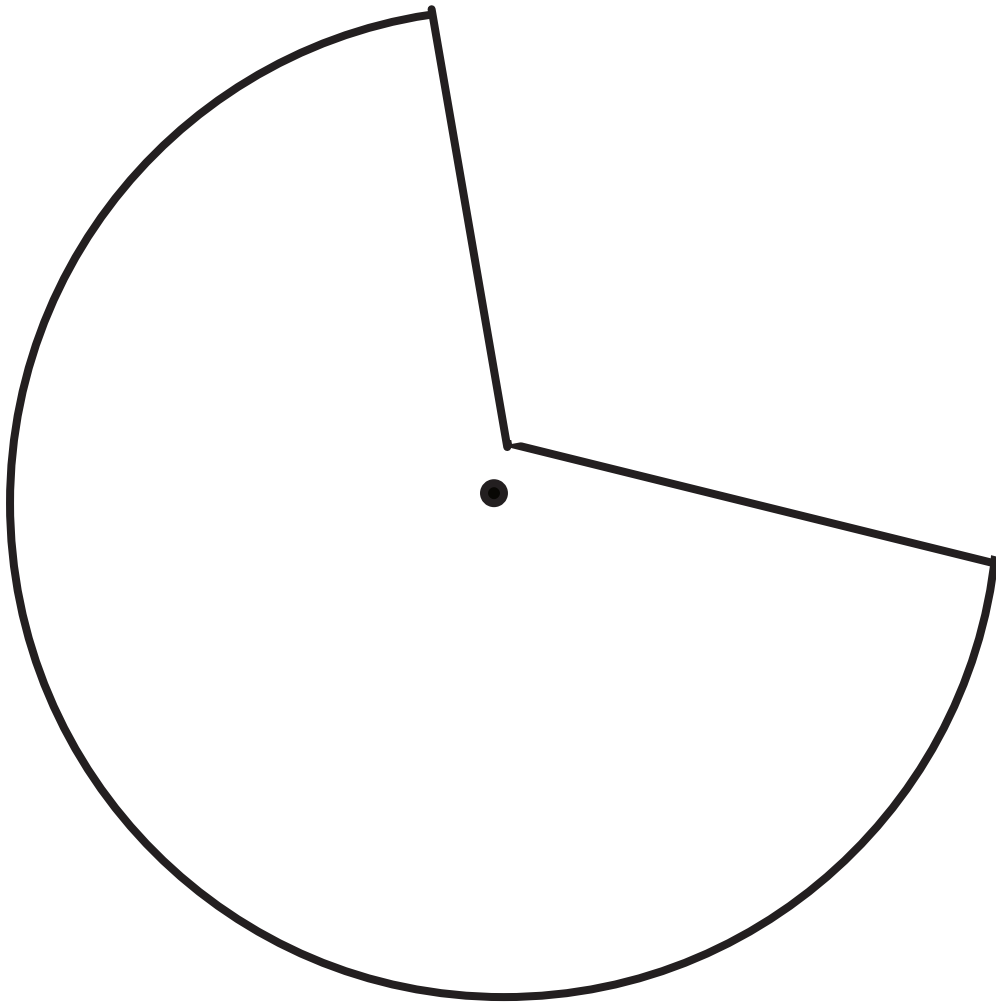


* For specific recipes, check out some of the websites in the appendix, p.

Steps to Joining A Guild




Directions: Cut out the circles on the outer line. Decorate the top circle (the one with a piece missing). Place the top circle over the bottom one and secure in the middle with a brad fastener.



Stained Glass Windows

Based on the supplies you have, pick a way to make your own stained glass. You can create your own design or use one of the templates on the next pages.

BONUS: Listen to cathedral music while you work*



https://youtu.be/TyX6h_LaQ5Q

- Black Construction Paper
- Tracing or Parchment Paper
- Tissue Paper
- Glue
- Scissors



<https://youtu.be/NBSA-PzCuyQ>

- Plastic wrap or bag
 - Permanent Marker
- OR
- Parchment or Tracing Paper
 - Crayons




<https://youtu.be/lnI4nAD0fwg>


- Permanent Markers or Paint
- Liquid Glue
- Black Acrylic Paint
- Clear Packaging
- DRYING TIME



*Cathedral Music: <https://youtu.be/m4oZZhpMXP4>









Religious Life in the Middle Ages

Focus In

Pick one topic to learn about.



Pilgrimages



Illuminated
Letters and
Manuscripts


Catholic
Saints from
The middle
Ages



I watched: _____

I learned: _____

Draw something from the video.



Religious Life in the Middle Ages

Focus In

Pick one topic to learn about.


Illuminated Letters and Manuscripts	Nuns	Monks	Catholic Saints from The middle Age
Pilgrimages			



I read: _____

I learned: _____

Draw a picture of something you read.



Crusades

Cut out the book pages to show when each crusade happened, who was involved, why the crusade began, and what the outcome was. Staple the books together and glue them to your scrapbook.

The First
Crusade

The Second
Crusade

The Third
Crusade

The Fourth
Crusade

Who

Nobles from France,
Germany, and Italy

Who

Pope Eugene III and
European Nobles

Who

Fredrick I: Holy
Roman Emperor

Phillip II: France,

Richard I: England

Who

Pope Innocent III

When

1095-1099

When

1147-1149

Why

Drive Muslims from Jerusalem, "The Holy Land", so they could continue pilgrimages

Why

Recapture the town of Edessa

Why

Recapture the city of Jerusalem from Saladin

Why

Quest to take Jerusalem from Muslim rule

What Happened

Jerusalem was captured. Muslim and Jewish populations were destroyed

What Happened

Saladin and the Muslims recaptured Jerusalem

What Happened

Pilgrimage passage
was reopened the city
of Acre was captured

What Happened

Constantinople was
destroyed and
pillaged

When

1187-1192

When

1202-1204

Plague, Black Death & Medieval Medicine

Plan a Medieval Feast

Over the next few days you will get to plan and enjoy a medieval feast! Feasts could be 3-8 courses, with entertainment between each course. As you can imagine, feasts could last for a VERY long time.

Day 1: Plan a menu and make a grocery list.

Day 2: Heraldry, create a coat of arms and make banners to decorate your banquet hall.

Day 3: Plan your entertainment.

Day 4: Prepare your meal and enjoy your feast!



Websites to Help You Plan:

- Medieval Cookery | Filled with loads of medieval recipes | <http://medievalcookery.com/recipes/>
- Medieval Recipes | Includes recipes and information about medieval food and banquets | <https://www.medieval-recipes.com>

Plan a Menu

Use a book of medieval food ideas from the library or check out one of the websites listed on the previous page to find menu ideas. For this feast you will plan a three course meal.

The first course is called the appetizer. It's usually light and easy to eat and not super filling.

The second course is the main course. It generally contained meat (though vegetables were sometimes served).

The final course was desert and it was the grand finale. Usually the deserts were quite artistic and spectacular.

Appetizer	Main Course	Dessert
Ingredients:	Ingredients:	Ingredients:

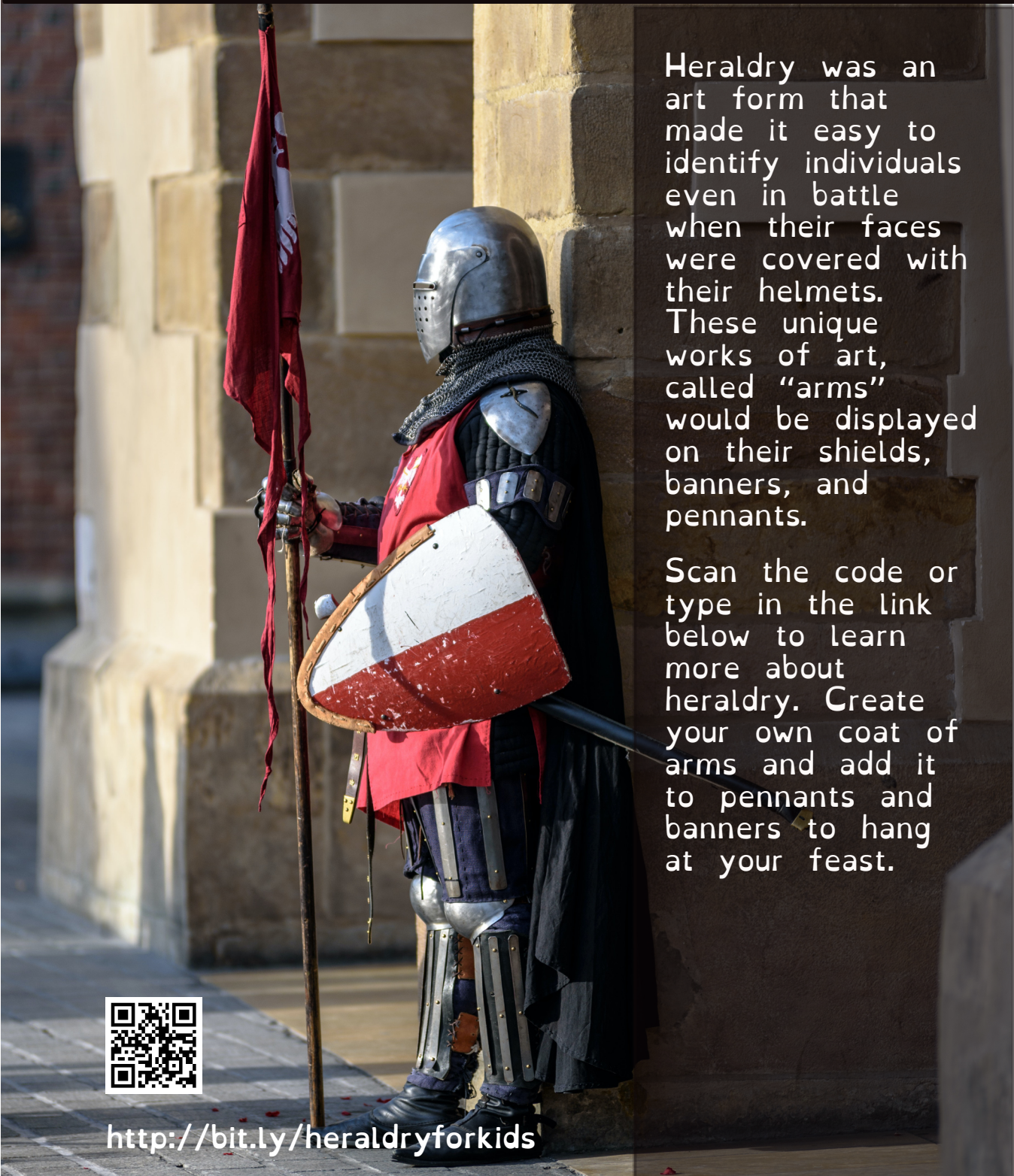
Heraldry

Heraldry was an art form that made it easy to identify individuals even in battle when their faces were covered with their helmets. These unique works of art, called "arms" would be displayed on their shields, banners, and pennants.

Scan the code or type in the link below to learn more about heraldry. Create your own coat of arms and add it to pennants and banners to hang at your feast.



<http://bit.ly/heraldryforkids>



Plan Your Entertainment

Entertainment was provided between each course of the meal and could include: music, acrobats, jugglers, stories, and jokes.

Use the boxes to brainstorm ideas for your entertainment.

Course 1

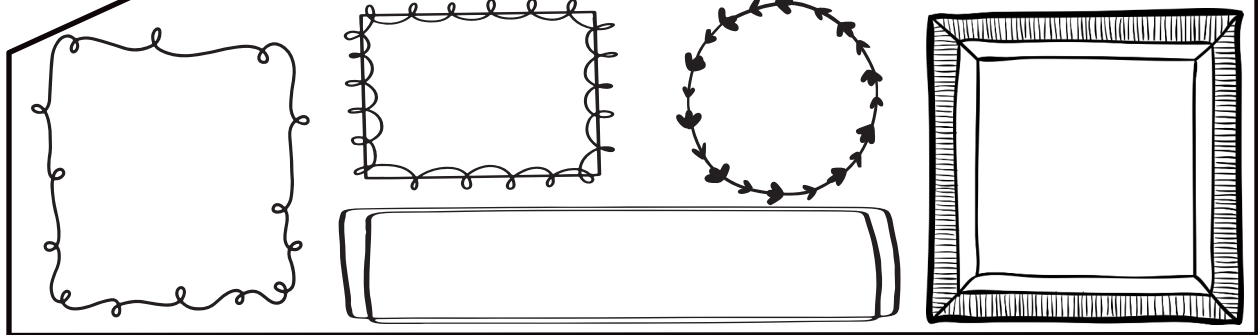
Course 2

Course 3

Extra Worksheets

F Focus In

Pick one topic to learn about.




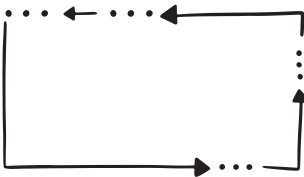


I read: _____

I learned: _____

Draw a picture of something you read.

F Focus In


Pick one topic to learn about.






I watched: _____

I learned: _____

Draw something from the video.













Writing Projects

Focus on Journal related to the book *Castle Diary: The Journal of Tibias Burgess*.

You can designate a special journal that your kids can keep and add to later or you can use loose pages and add the entries to your child's scrapbook. Let your child decide how their entries should be housed.

Option 1: Personal Journal

Set aside time each week for your child to spend time recording what's happening in his/her life in a personal journal. There are no "rights" or "wrongs" in journaling. Assure your child includes a date. Pages can be filled with writing, drawings, copywork, pictures, magazine cut outs, or anything that strikes their fancy.

If you have a younger child who needs help writing, be prepared to act as scribe (you could pretend to be the royal scribe in the king's court).

Option 2: Play a Part

Chose someone from the middle ages and write a journal from his or her perspective. You can choose a different person each time or pick one person and write about different aspects of his or her life. You can choose a real person or a made up one. Here are some ideas to get you started:

Viking warriors

a Christian on pilgrimage

a knight awaiting his dubbing ceremony

a cook in a castle

a farmer in the village during harvest

a Lord or Lady attending a joust

Additional Resources

The following pages contain free online materials such as websites and videos as well as book lists and video recommendations from popular streaming sites like Amazon Prime, Netflix, Curiosity Stream, and Disney+. The links are clickable for your convenience.

These resources are not required, but can be used to help complete assignments, in place of a non-fiction spine, or to further explore topics that are interesting to your children.

If you know of resources that are missing on these lists or if you run into any problems with the links or suggestions (ie books out of print, broken links, etc), please let us know. We like to keep these lists up-to-date.

Keep in mind, every family has different things they are/aren't comfortable with. Use your own description with any of these resources, and use caution when allowing your children to use the internet.

General Resources

Websites to Visit:

- 24 Hands On Activities Activities | Arts, Crafts and Other activity ideas | <https://www.weareteachers.com/middle-ages-activities/>
-

Feudal System

Games:

- Medieval Kingdoms Card Game | Build kingdoms by placing characters in order of rank in the feudal system. | FREE PRINTABLE DOWNLOAD: <http://bit.ly/feudalcardgame>

Castles

YouTube Videos:

- Secrets of the Castle | 5 hour long episodes | World History Documentaries | <https://youtu.be/ydoRAbpWfCU>
- What Rooms are Inside Real Medieval Castles? | 22:00 | Explanation with virtual simulation | Shadiversity | <https://youtu.be/Y5mb2Zcw6mc>
- The Castle Builders: Masters & Masons | 49:00 | Recommended for Middle School and Up | <https://youtu.be/gbwbj6uurG0>
- How Were Castles Built/Constructed in the Medieval Period? | 15:00 | Shadiversity | <https://youtu.be/pu3O70GeQFY>
- A Guide to Medieval Castles | 02:00 | Animated History | English Heritage | <https://youtu.be/RXXDThkJ3Ew>
- Castles for Kids | 08:00 | Free School | <https://youtu.be/AesgRREuCQI>
- Life Inside a Medieval Castle | 11:00 | Tour a Real Castle | <https://www.youtube.com/watch?v=NyeH9KOLUec>

Websites to Visit:

- Medieval Chronicles | Medieval Castle Parts | <http://bit.ly/explorecastle>
- Medieval Britain | Medieval Architecture: Parts of a Castle | <http://bit.ly/castleparts>
- Castles | Interactive Castle by DK Find Out! | <https://www.dkfindout.com/us/history/castles/>

Castles Cont.

Cardboard Castle Building Templates:

- It's Always Autumn | <https://bit.ly/3vBPOjX>
- Tim's Printables | <http://bit.ly/DIYcastle>

Castle Life

YouTube Videos:

- Castles - Meet a Mediavle Noblewoman | 04:00 | English Heritage - What Was Life Like? | <https://youtu.be/1k-LhWB4QaA>
- What Life Was Like in a 13th Century Castle | 59:00 | Documentary | Secrets of the Castle | <https://youtu.be/qMspm83hiWY>
-

Falconry

YouTube Videos:

- How Did Knights Hunt with Birds of Prey | 14:00 | Modern History | <https://youtu.be/kJIMhsoNjOE>
- The History of British Falconry | 9:00 | Mini Documentary | https://youtu.be/_O9i1d1qhZY

Websites to Visit:

- The World Center for Birds of Prey | <https://www.peregrinefund.org>

Picture Books:

- The Hawk of the Castle: A Story of Medieval Falconry by Danna Smith, Illustrated by Bagram Ilbatoulline | The illustrations in this book are absolutely stunning. The story is told in rhyme with callout boxes that contain more information for the curious child.

Knights

YouTube Channels:

- Modern History | Explore what it was actually like to be a knight in the medieval world. | <https://www.youtube.com/c/ModernHistoryTV/about>

Vikings

YouTube Videos:

- (EDIT)Modern History | Explore what it was actually like to be a knight in the medieval world. | <https://www.youtube.com/c/ModernHistoryTV/about>
- The Vikings: Voyage to America | 46:00 | Full-Length Documentary about Leif And Eric Erikson | <https://youtu.be/DalQsFVK-fk>
-

Websites to Visit:

- DK Vikings | <https://www.dkfindout.com/us/history/vikings/>
- Viking Ship Craft from Happy Brown House | Uses juice or milk cartons | <https://happybrownhouse.com/viking-ship-craft-for-kids/>
- Crayola | Printable 3D Viking Ship (easy) | <https://bit.ly/crayola-viking-ship>

Vikings

Books About Vikings:

- Leif the Lucky by Ingri d'Aulaire and Edgar Parin d'Aulaire | Long historical fiction picture book (5+) | Leif the Lucky and Eric the Red
- Time Traveler by Usborne | Multi-section picture book that discusses various time periods (6+) | Knights and Castles, Viking Raiders, Rome and Romans, Pharaohs and Pyramids | **TAKE NOTE:** Some parents do not appreciate the scantily clad women on the Egyptian Feast spread (tiny bikini style clothing)
- Viking by Carrie Love | DK Eye Wonder | Non-fiction with photographs - bite sized info (5+) | General Viking

Famous Knights & Warriors

Websites:

- Medieval Chronicles | Famous Knights | <http://bit.ly/famousknights>

Everyday Food

Websites to Visit

YouTube Videos

- A Cook Back in Time - Medieval Cookery | 23:00 | Absolute History | https://www.youtube.com/watch?v=tTW4a1Mra_4
- What Did Peasants Eat | 08:00 | Modern History | <https://www.youtube.com/watch?v=WeVcey0Ng-w>

Everyday Clothing

Websites to Visit

YouTube Videos

- Getting Dressed in the 14th Century | 07:00 | How common women dressed | <https://www.youtube.com/watch?v=lbj7GsfsCpl>
- Getting Dressed in the 14th Century - Plowman | 5:00 | <https://youtu.be/RNAMbRt5eI8>
- How Woven Material Was Prepared | 0:600 | Urine was used to eliminate the oils | <https://youtu.be/txaayGH5Ryo>

Lives of the Villeagers

Websites to Visit

- Middle Ages - Guilds | Brief descriptions of guilds and their roles | Ducksters | <https://bit.ly/duckster-guilds>
- Jobs in the Middle Ages | List of various jobs | <https://bit.ly/Medieval-Jobs>

YouTube Videos

Feasting in the Middle Ages

YouTube Videos:

- How to Cook a Medieval Feast | 53:00 | Full Documentary | <https://youtu.be/tTXKAYO6Z80>
- Medieval Misconceptions: Feasts, Dining, Etiquette, and Food | 21:00 | Filmed at Abby Medieval Festival | <https://youtu.be/wrroWt3xjVU>

Books and Printing

YouTube Videos:

- Making Manuscripts | 07:00 | See how much work went into making books in the Middle Ages | <https://www.youtube.com/watch?v=nuNfdHNTv9o>

Robin Hood

YouTube Videos:

- Was There a Real Robin Hood? | 49:00 | Full Documentary | <https://youtu.be/xPRBQadLNIM>

Cathedrals and Religious Art

YouTube Videos:

- How the Great Cathedrals Were Built | 15:00 | Nova | <https://youtu.be/WYdeeuS60-A>

Religious Life

YouTube Videos:

- Life as a Monk | 05:00 | English Heritage | <https://youtu.be/ewbjWSAVDLI>

Religious Life

YouTube Videos:

- Rules of Jousting | 03:00 | History Channel | <https://youtu.be/FLAvtsiduA4>

Credits

Hand drawn frame elements used throughout the book are from [Freepik.com](https://www.freepik.com)